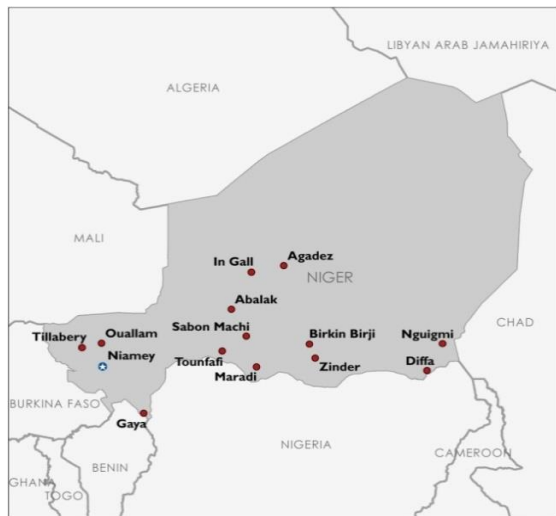
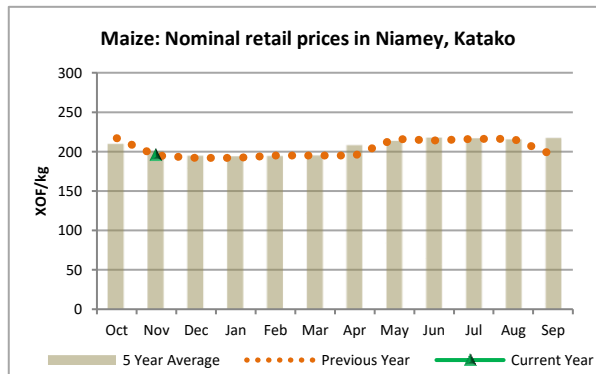
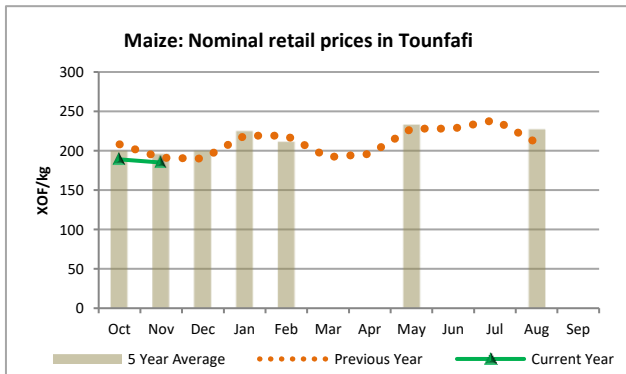
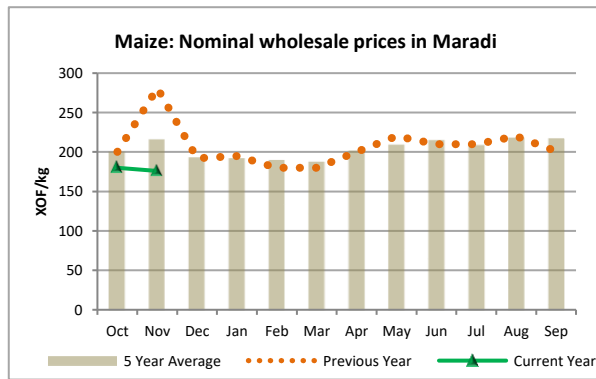
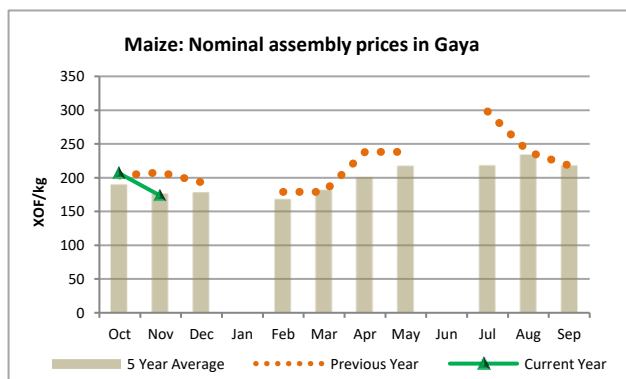
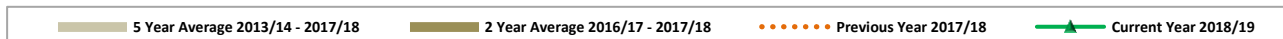


The Famine Early Warning Systems Network (FEWS NET) monitors trends in staple food prices in countries vulnerable to food insecurity. For each FEWS NET country and region, the Price Bulletin provides a set of charts showing monthly prices in the current marketing year in selected urban centers and allowing users to compare current trends with both five-year average prices, indicative of seasonal trends, and prices in the previous year.

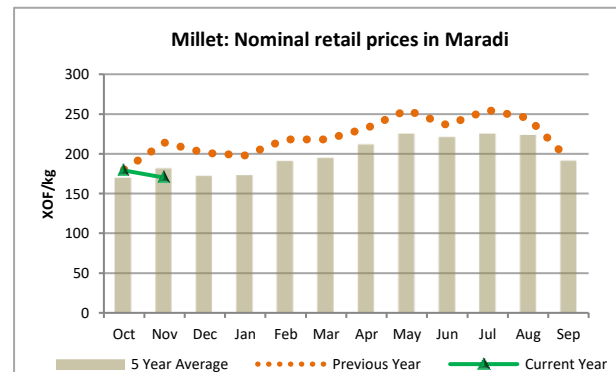
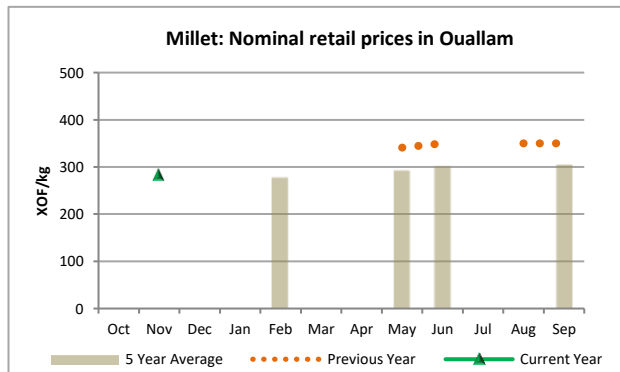
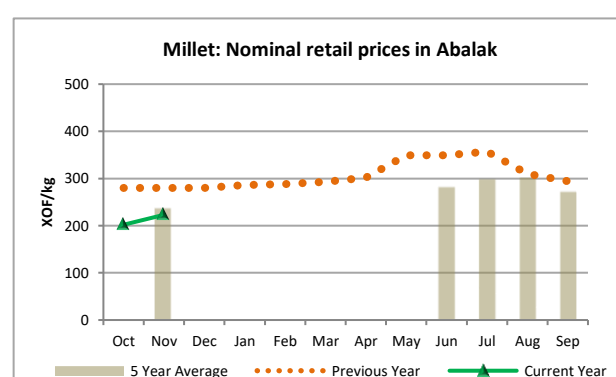
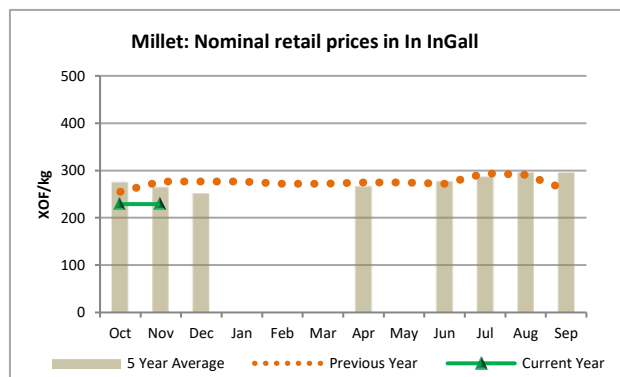
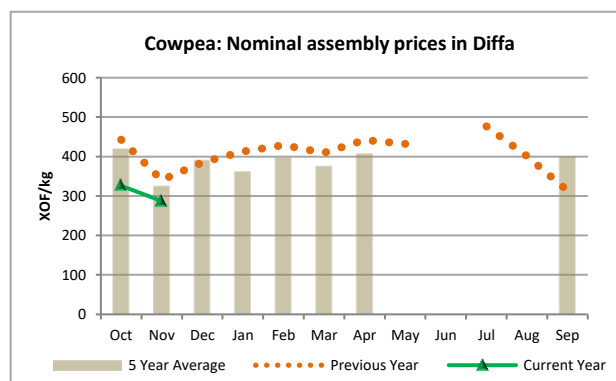
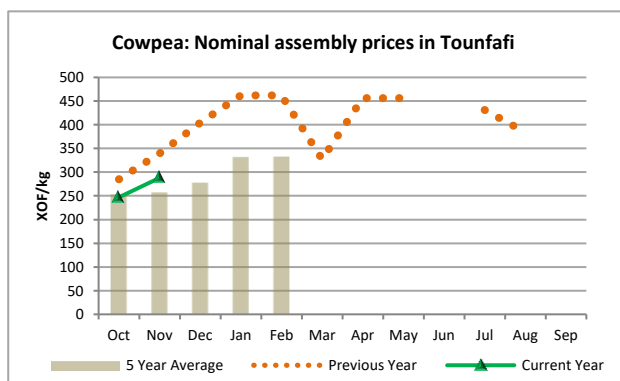
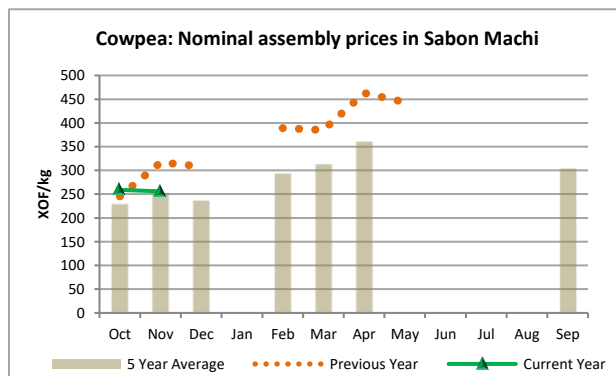
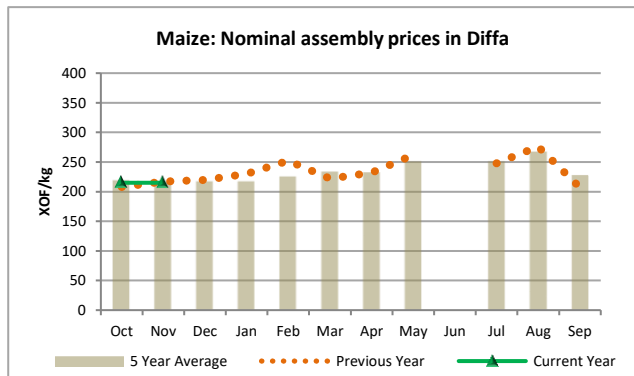


Millet, maize, cowpea, and imported rice are the most important food commodities. Millet is consumed by both rural and poor urban households throughout the country. Maize and imported rice are most important for urban households, while cowpea is mainly consumed by poor households in rural and urban areas as a protein source. Niamey is the most important national market and an international trade center, and also supplies urban households. Tillabery is also an urban center that supplies the surrounding area. Gaya market represents a main urban market for maize with cross-border connections. Maradi, Tounfafi, and Diffa are regional assembly and cross-border markets for Niger and other countries in the region. These are markets where households and herders coming from the northern cereal deficit areas regularly buy their food. Agadez and Zinder are also important national and regional markets. Nguigmi and Abalak are located in pastoral areas, where people are heavily dependent on cereal markets for their food supply. They are particularly important during the rainy season, when herders are confined to the pastoral zone.

FEWS NET gratefully acknowledges the local government agencies, market information systems, UN agencies, NGOs, and private sector partners.



5 Year Average 2013/14 - 2017/18    2 Year Average 2016/17 - 2017/18    Previous Year 2017/18    Current Year 2018/19



5 Year Average 2013/14 - 2017/18    2 Year Average 2016/17 - 2017/18    Previous Year 2017/18    Current Year 2018/19

