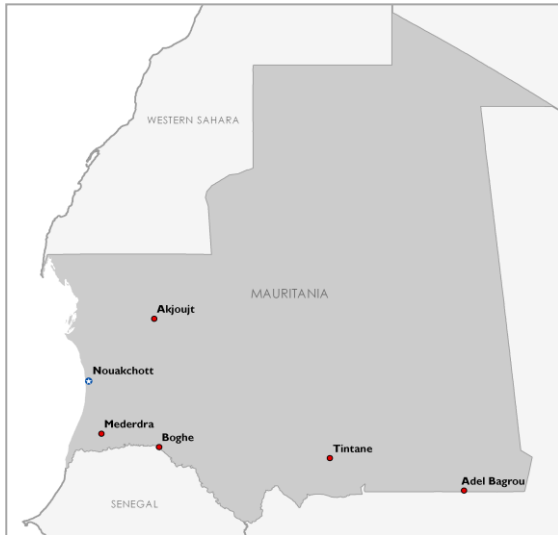


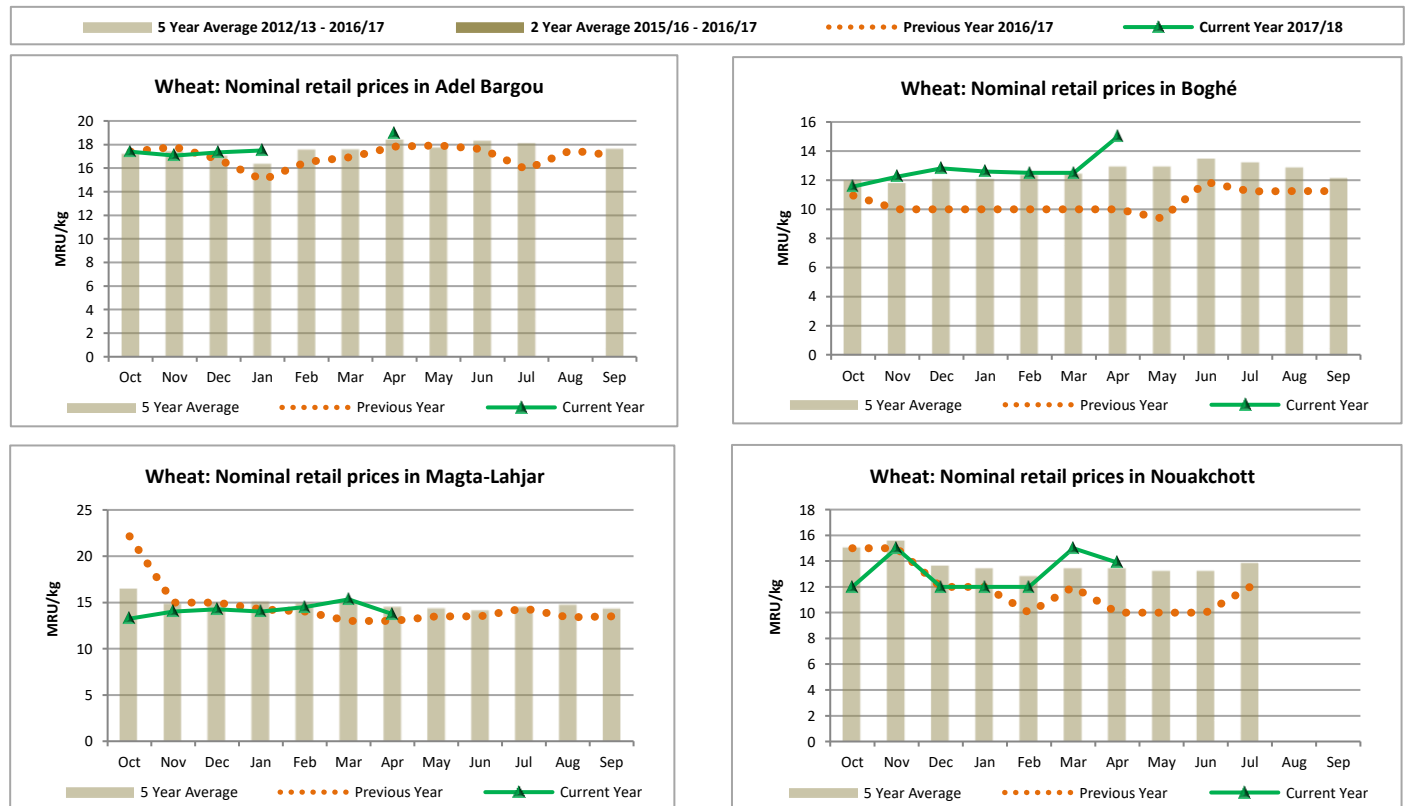
The Famine Early Warning Systems Network (FEWS NET) monitors trends in staple food prices in countries vulnerable to food insecurity. For each FEWS NET country and region, the Price Bulletin provides a set of charts showing monthly prices in the current marketing year in selected urban centers and allowing users to compare current trends with both five-year average prices, indicative of seasonal trends, and prices in the previous year.



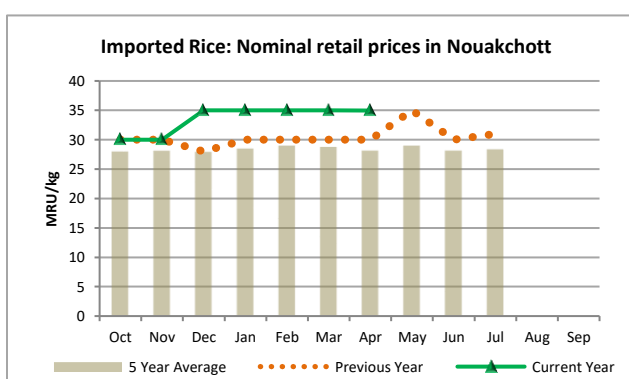
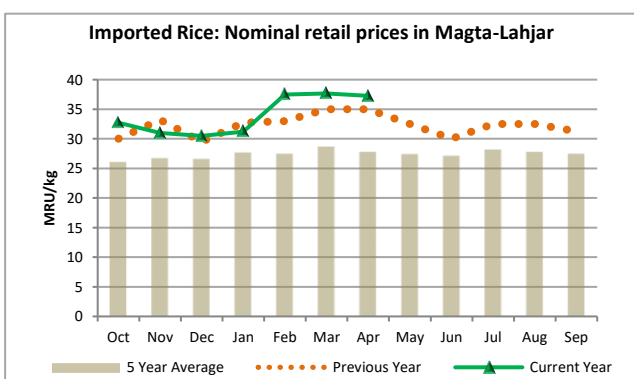
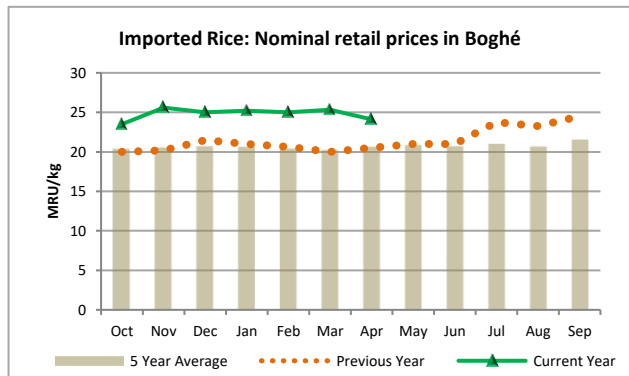
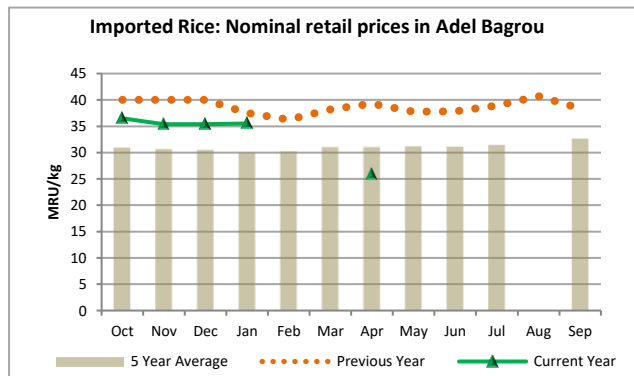
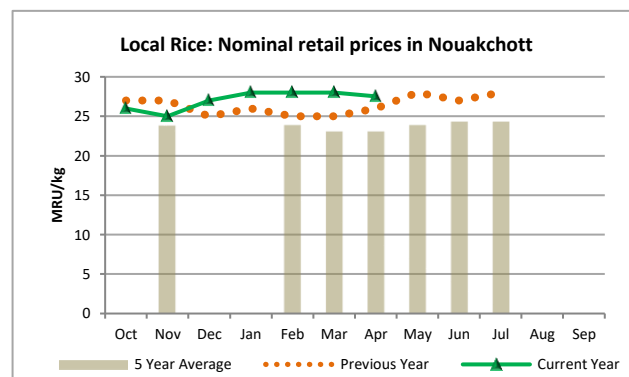
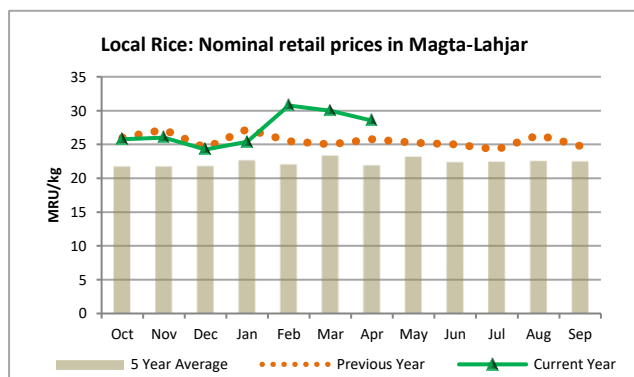
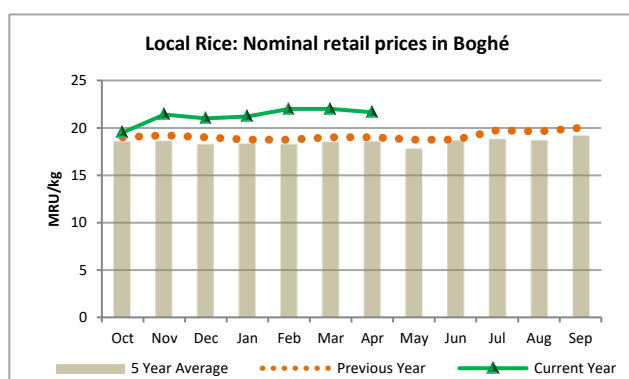
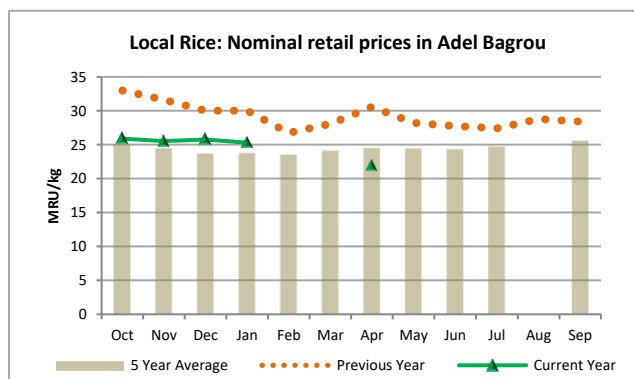
Local rice and sorghum are the most consumed food products by poor households in Mauritania followed by imported wheat which is a substitute that these households turn to the most. Local rice is grown in the river valley (in the southern regions of Trarza, Brakna, Gorgol and Guidimakha). Sorghum is produced in all areas of production (rainfed) and in flood-recession areas. However, a significant portion is imported from Mali and Senegal. Mauritania depends greatly on food imports (70% in a good agricultural year and 85% in a bad year) than on internal production. Nouakchott is the principal collection market for imported products and also the distribution market where traders acquire supplies for the secondary markets referenced below. Cooking oil is consumed mainly in urban areas. The sale of animals is a lifestyle in all areas and an important source of income and food.

FEWS NET gratefully acknowledges the local government agencies, market information systems, UN agencies, NGOs, and private sector partners.

On January 1, 2018, the Central Bank of Mauritania rebased its currency. The new Ouguiya (MRU) in circulation replaces the old Ouguiya (MRO). The conversion rate is 10 MRO to 1 MRU.



5 Year Average 2012/13 - 2016/17    2 Year Average 2015/16 - 2016/17    Previous Year 2016/17    Current Year 2017/18



5 Year Average 2012/13 - 2016/17    2 Year Average 2015/16 - 2016/17    Previous Year 2016/17    Current Year 2017/18

