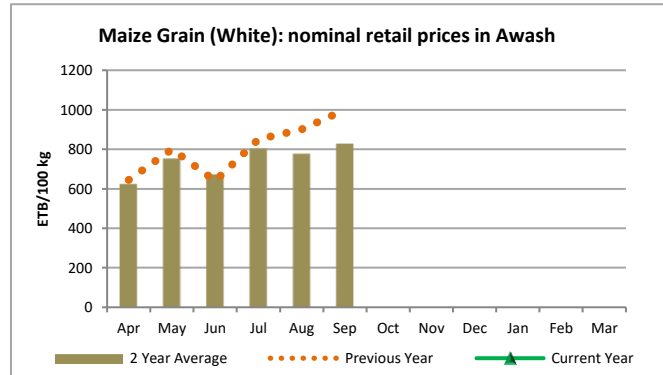
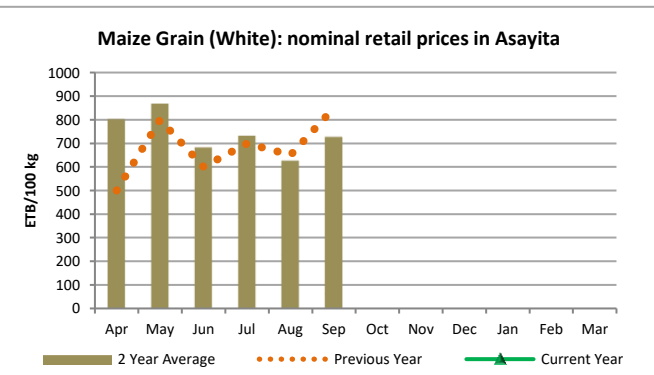
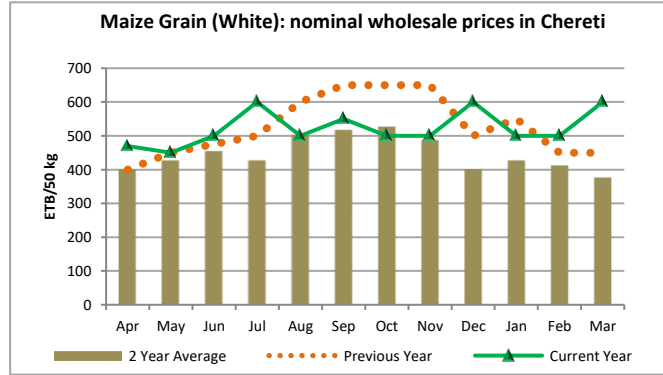
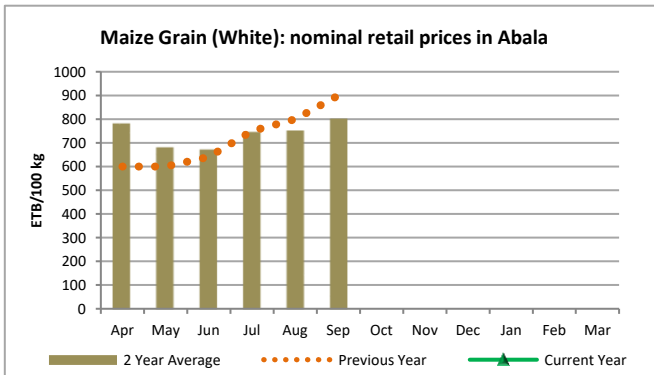
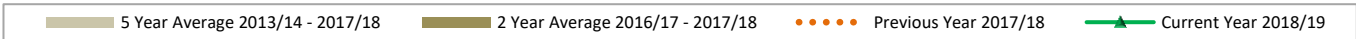


The Famine Early Warning Systems Network (FEWS NET) monitors trends in staple food prices in countries vulnerable to food insecurity. For each FEWS NET country and region, the Price Bulletin provides a set of charts showing monthly prices in the current marketing year in selected urban centers and allowing users to compare current trends with both five-year average prices, indicative of seasonal trends, and prices in the previous year.

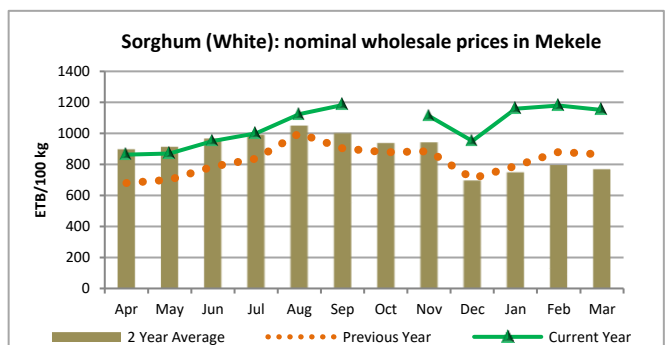
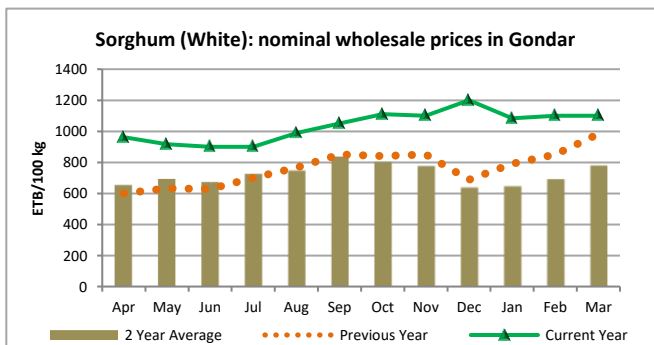
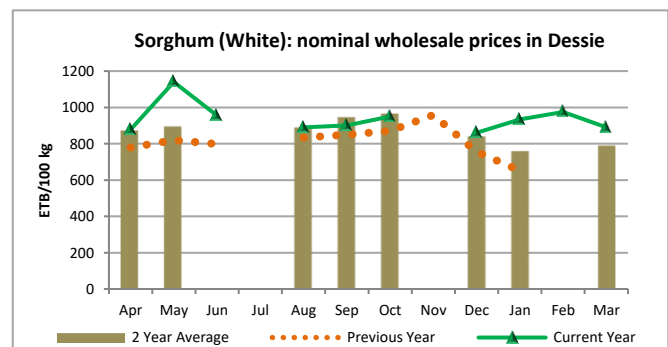
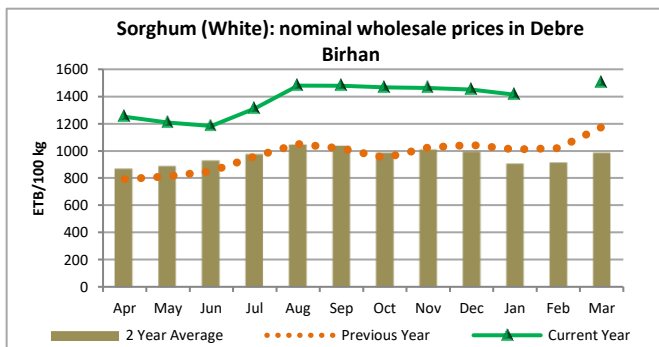
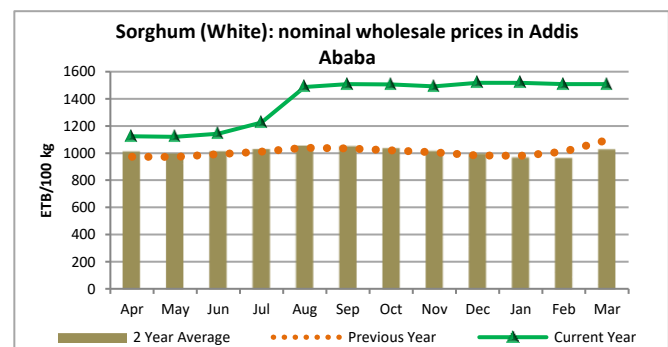
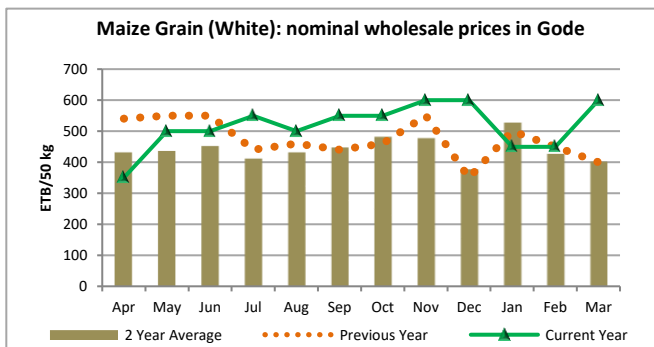
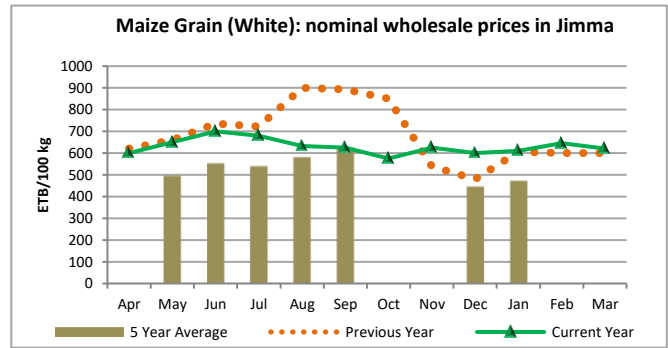
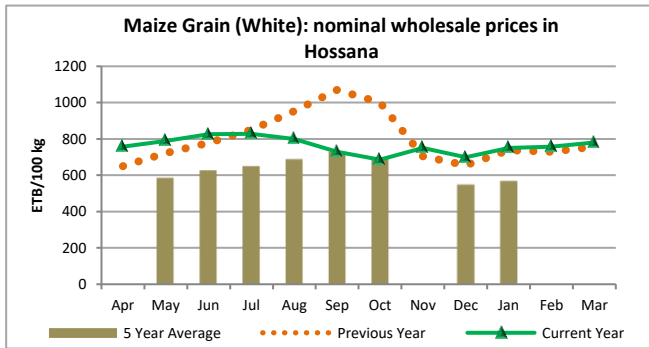


FEWS NET gratefully acknowledges the Ethiopian Grain Trade Enterprise (EGTE), the Somali Region Disaster Prevention and Preparedness Bureau (SDPPCO), and the National Disaster Risk Management Commission (NDRMC) of Ethiopia for providing data.

Maize is the least preferred cereal in urban areas, but it is the most widely consumed by the rural poor households. Sorghum is generally one of the cheapest cereals. Teff is central to Ethiopian culture as the most preferred cereal that most Ethiopian households particularly in urban and some better off families in rural areas consume. Teff is sourced predominantly from domestic production. The most important markets for teff are the large cities including Addis Ababa, Bahir Dar, Mekele, and Dire Dawa. Addis Abada is the capital city, and Chereti, Gode, Abala, Asayta, Awash, Dessie, Mekele and Debere Berehan are major towns in the eastern, mainly food insecure, parts of the country. Bahir Dar is a major town in a surplus producing area. Gondar is a major town in North Western Ethiopia and Metema is a border town between Sudan and Ethiopia in northwestern Ethiopia. Hosan is in south central part of SNNPR and Jimma is in the surplus producing parts of Southwestern Oromia.



5 Year Average 2013/14 - 2017/18    2 Year Average 2016/17 - 2017/18    Previous Year 2017/18    Current Year 2018/19



5 Year Average 2013/14 - 2017/18    2 Year Average 2016/17 - 2017/18    Previous Year 2017/18    Current Year 2018/19

